



WORKFORCE DEVELOPMENT BOARD

A proud partner of the  americanjobcenter network

Lisa Wilson
Chair

Pamela Lancaster
CEOB Chair

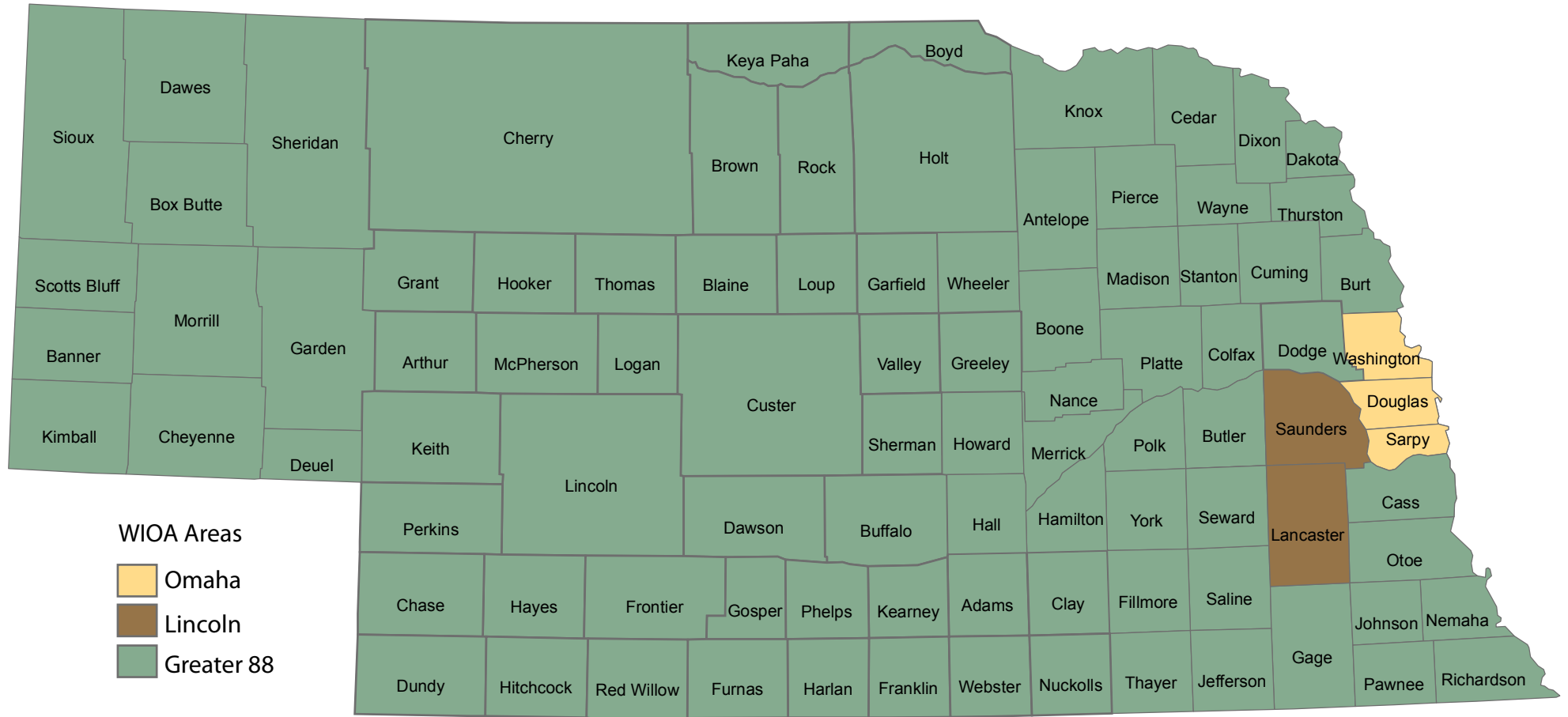
Motion to Approve Local Area Designation Request October 22, 2015 Meeting of the Greater Nebraska Workforce Development Board (GNWDB)

Local Area Designation Request, Agenda Item 5D

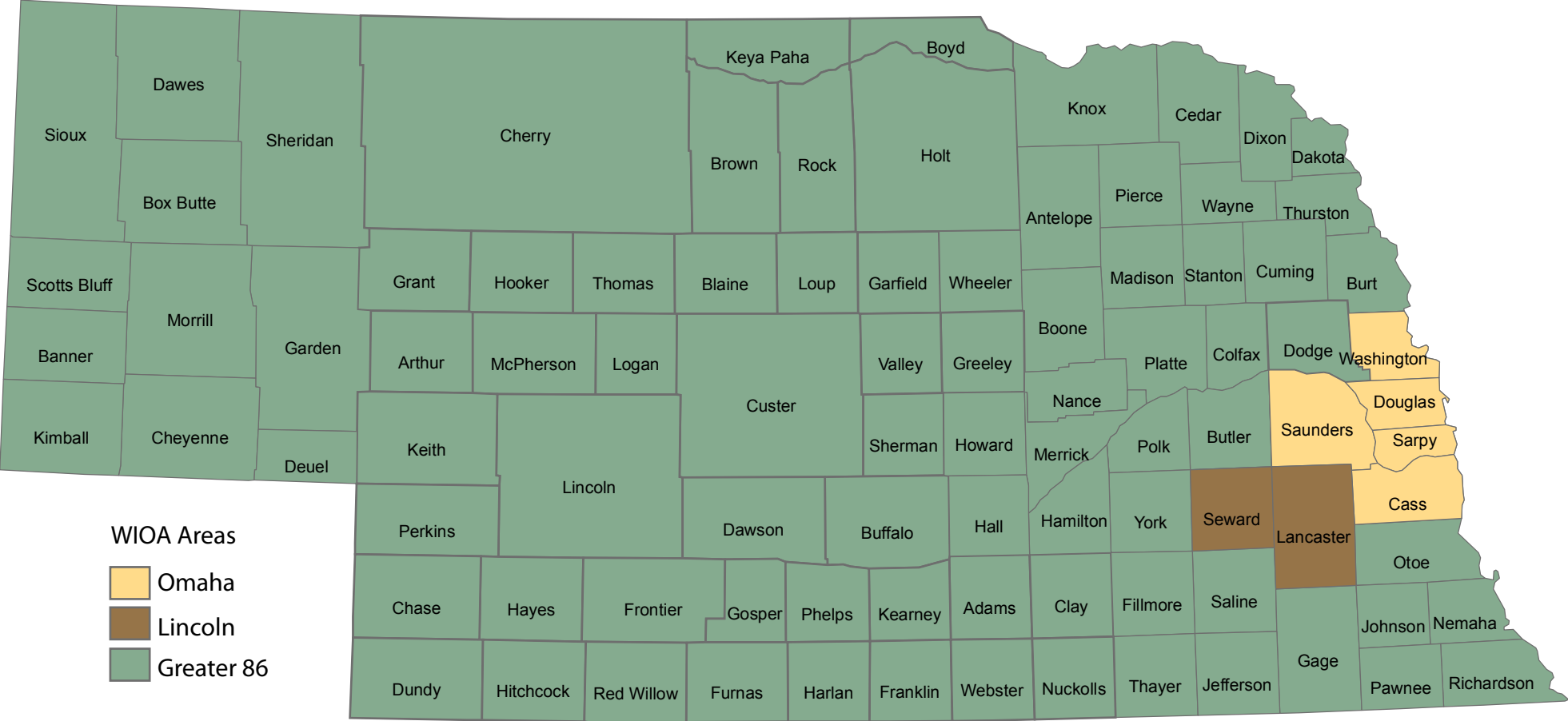
Background: In accordance with Section 106(b)(2) of the Workforce Innovation and Opportunity Act, During the first 2 full program years following the date of enactment of this Act, the Governor shall approve a request for initial designation as a local area from any area that was designated as a local area for purposes of the Workforce Investment Act of 1998 for the 2-year period preceding the date of enactment of this Act, performed successfully, and sustained fiscal integrity

It is proposed that the Greater Nebraska Workforce Development Board request local area designation consistent with the designation approved by the CEOB.

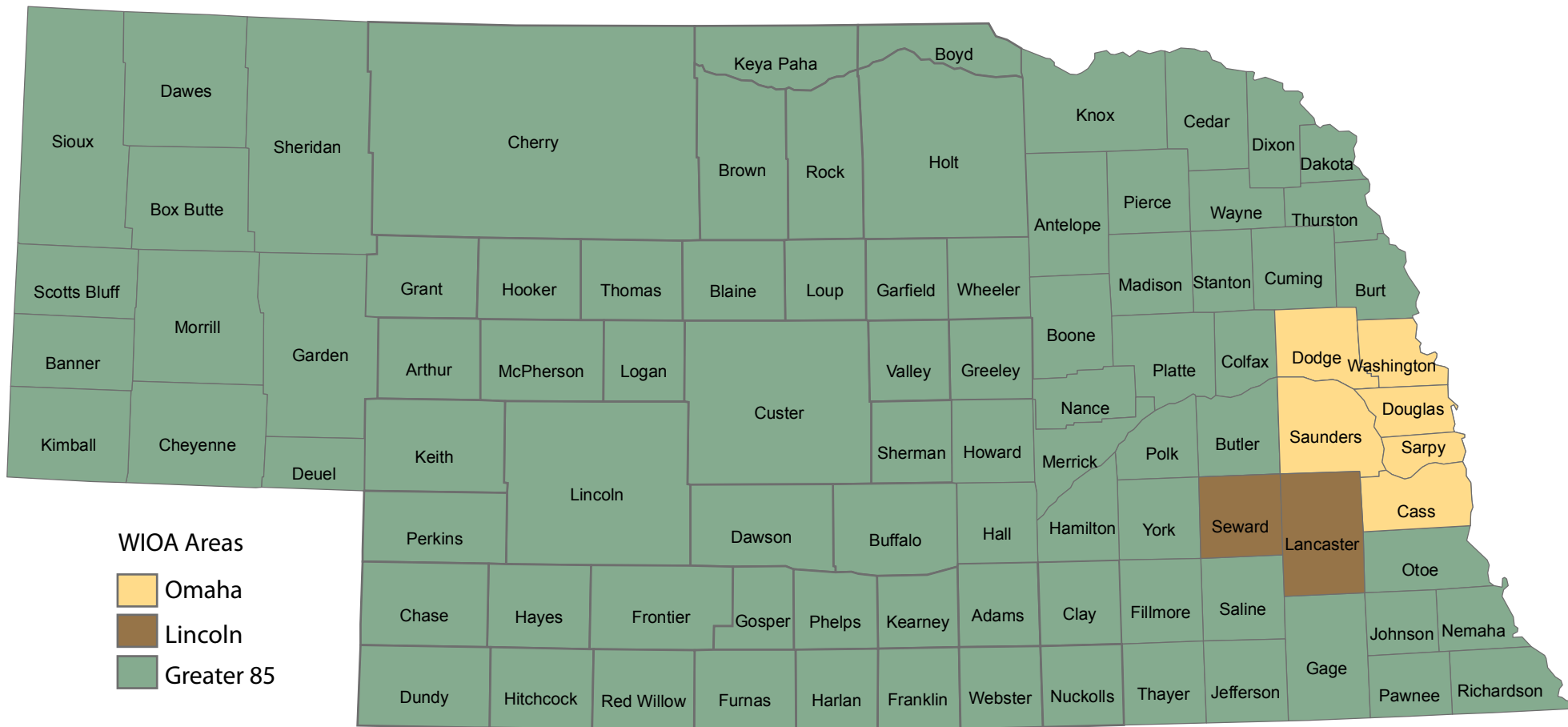
Proposed WIOA Local Designated Areas Option A - Current Local Areas



Proposed WIOA Local Designated Areas Option B



Proposed WIOA Local Designated Areas Option C



WIOA Areas

- Omaha
- Lincoln
- Greater 85

Comparison of Local Areas

Option B

LOCAL YOUTH AREA	Actual Allocation	
	Actual 2015 Allocation	
	Without Hold Harmless	With Hold Harmless
Greater Nebraska	436,238.00	554,186.00
Greater Omaha	1,239,992.00	1,156,243.00
Greater Lincoln	506,356.00	472,157.00

Lincoln MSA/ Omaha MSA	
PY 2015 Total Allocation	
Without Hold Harmless	With Hold Harmless
423,168.00	554,186.00
1,244,604.00	1,151,922.00
514,814.00	476,478.00

Difference In Funding	
PY 2015 Total Allocation	
Without Hold Harmless	With Hold Harmless
(13,070.00)	-
4,612.00	(4,321.00)
8,458.00	4,321.00

LOCAL ADULT AREA	Actual 2015 Allocation	
	Without Hold Harmless	With Hold Harmless
Greater Nebraska	377,569.00	468,505.00
Greater Omaha	1,013,262.00	945,554.00
Greater Lincoln	347,648.00	324,418.00

PY 2015 Total Allocation	
Without Hold Harmless	With Hold Harmless
370,210.00	468,505.00
1,020,968.00	947,622.00
347,300.00	322,349.00

PY 2015 Total Allocation	
Without Hold Harmless	With Hold Harmless
(7,359.00)	-
7,706.00	2,068.00
(348.00)	(2,069.00)

LOCAL DLW AREA	Actual 2015 Allocation	
	Without Hold Harmless	With Hold Harmless
Greater Nebraska	839,762.00	
Greater Omaha	556,509.00	
Greater Lincoln	216,774.00	

PY 2015 Total Allocation	
Without Hold Harmless	With Hold Harmless
791,208.00	793,565.00
578,145.00	576,487.00
243,692.00	242,993.00

PY 2015 Total Allocation	
Without Hold Harmless	With Hold Harmless
(48,554.00)	(46,197.00)
21,636.00	19,978.00
26,918.00	26,219.00

Total Reimbursement	Actual 2015 Allocation	
	Without Hold Harmless	With Hold Harmless
Greater Nebraska	1,653,569.00	1,862,453.00
Greater Omaha	2,809,763.00	2,658,306.00
Greater Lincoln	1,070,778.00	1,013,349.00

PY 2015 Total Allocation	
Without Hold Harmless	With Hold Harmless
1,584,586.00	1,816,256.00
2,843,717.00	2,676,031.00
1,105,806.00	1,041,820.00

PY 2015 Total Allocation	
Without Hold Harmless	With Hold Harmless
(68,983.00)	(46,197.00)
33,954.00	17,725.00
35,028.00	28,471.00

Comparison of Local Areas

Option C

LOCAL YOUTH AREA	Actual Allocation	
	Without Hold Harmless	With Hold Harmless
Greater Nebraska	436,238.00	554,186.00
Greater Omaha	1,239,992.00	1,156,243.00
Greater Lincoln	506,356.00	472,157.00

Lincoln MSA/ Omaha MSA w Dodge Co	
PY 2015 Total Allocation	
Without Hold Harmless	With Hold Harmless
408,966.00	554,186.00
1,258,799.00	1,155,731.00
514,821.00	472,669.00

Difference In Funding	
PY 2015 Total Allocation	
Without Hold Harmless	With Hold Harmless
(27,272.00)	-
18,807.00	(512.00)
8,465.00	512.00

LOCAL ADULT AREA	Actual 2015 Allocation	
	Without Hold Harmless	With Hold Harmless
Greater Nebraska	377,569.00	468,505.00
Greater Omaha	1,013,262.00	945,554.00
Greater Lincoln	347,648.00	324,418.00

PY 2015 Total Allocation	
Without Hold Harmless	With Hold Harmless
357,517.00	468,505.00
1,033,660.00	950,585.00
347,300.00	319,387.00

PY 2015 Total Allocation	
Without Hold Harmless	With Hold Harmless
(20,052.00)	-
20,398.00	5,031.00
(348.00)	(5,031.00)

LOCAL DLW AREA	Actual 2015 Allocation	
	Without Hold Harmless	With Hold Harmless
Greater Nebraska	839,762.00	
Greater Omaha	556,509.00	
Greater Lincoln	216,774.00	

PY 2015 Total Allocation	
Without Hold Harmless	With Hold Harmless
717,477.00	793,565.00
651,865.00	596,482.00
243,704.00	222,999.00

PY 2015 Total Allocation	
Without Hold Harmless	With Hold Harmless
(122,285.00)	(46,197.00)
95,356.00	39,973.00
26,930.00	6,225.00

Total Reimbursement	Actual 2015 Allocation	
	Without Hold Harmless	With Hold Harmless
Greater Nebraska	1,653,569.00	1,862,453.00
Greater Omaha	2,809,763.00	2,658,306.00
Greater Lincoln	1,070,778.00	1,013,349.00

PY 2015 Total Allocation	
Without Hold Harmless	With Hold Harmless
1,483,960.00	1,816,256.00
2,944,324.00	2,702,798.00
1,105,825.00	1,015,055.00

PY 2015 Total Allocation	
Without Hold Harmless	With Hold Harmless
(169,609.00)	(46,197.00)
134,561.00	44,492.00
35,047.00	1,706.00